

This report is filtered

Only show: #1 Question "Please select the after school program name." is one of the following answers ("Curry Public Library")

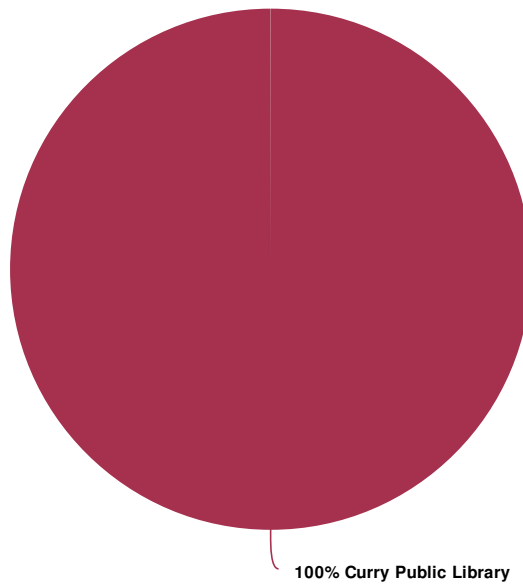
Curry Public Library - Grantee Results for OR 21st CCLC Caregiver Survey

Response Counts

Completion Rate:	100%		
Complete			11

Totals: 11

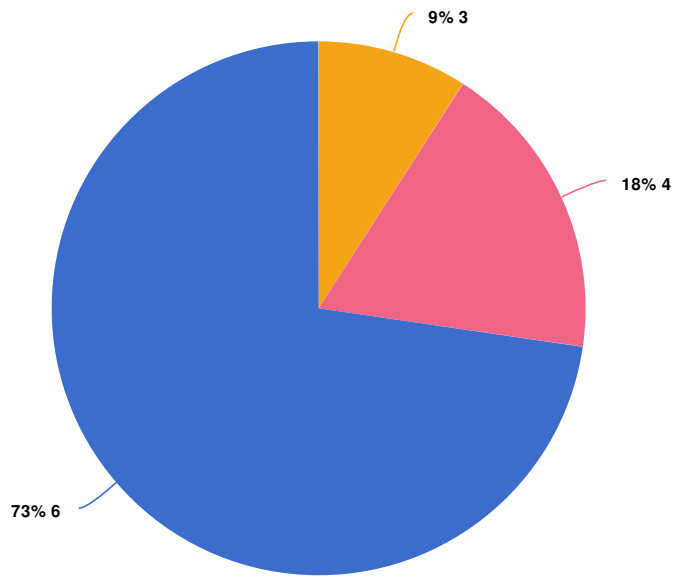
1. Please select the after school program name.



Value	Percent	Responses
Curry Public Library	100.0%	11

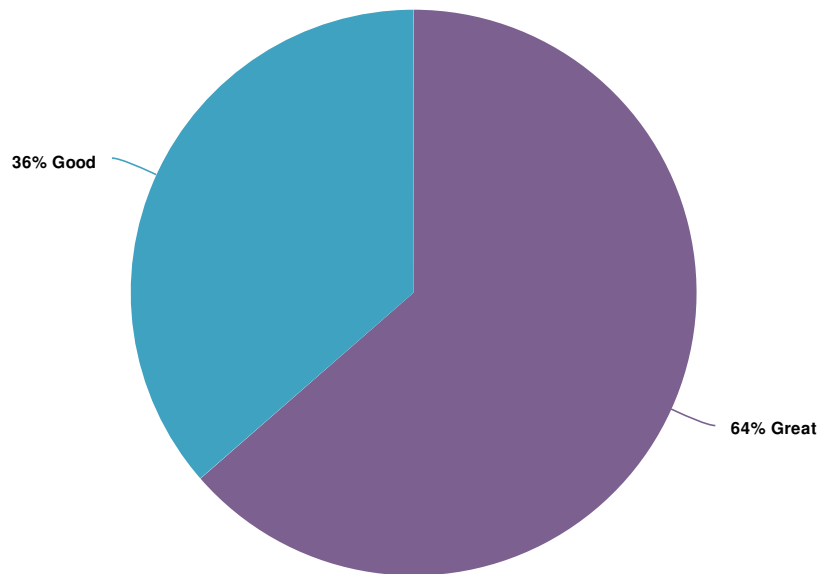
Totals: 11

2. Your student's grade level (If you have multiple children in this program, select the child whose first name is closest to the letter A)



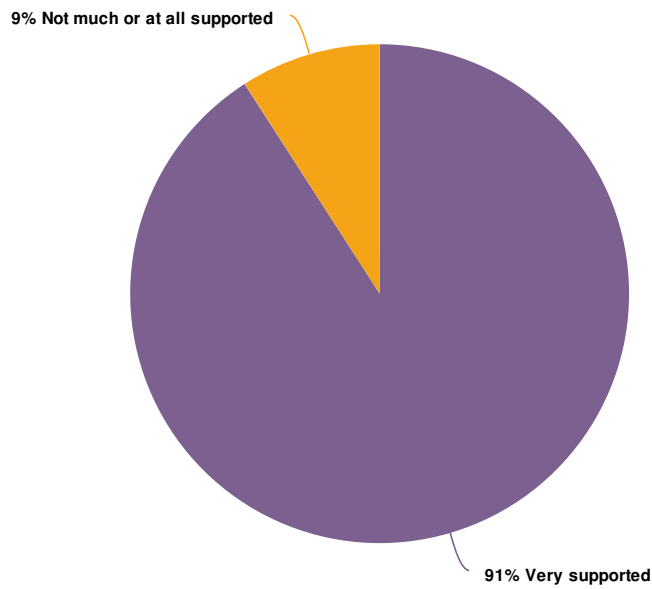
Value	Percent	Responses
3	9.1%	1
4	18.2%	2
6	72.7%	8
		Totals: 11

3. How are you feeling today?



Value		Percent	Responses
Great		63.6%	7
Good		36.4%	4
Totals: 11			

4. How supported do YOU feel by your after school program?



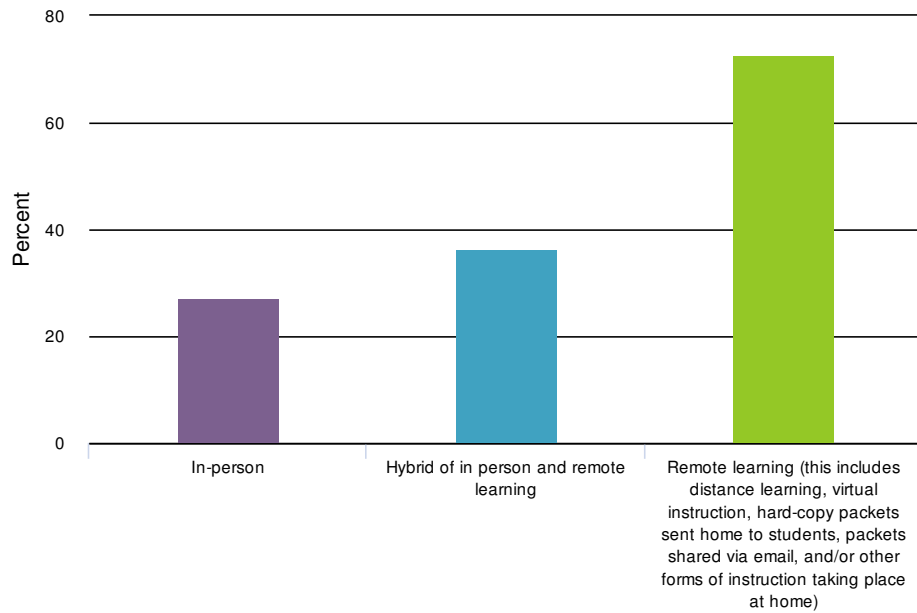
Value		Percent	Responses
Very supported		90.9%	10
Not much or at all supported		9.1%	1
Totals: 11			

Item 5 only asked if responded "little to no" support.

5. Why don't you feel supported by the after school program?

Count	Response
1	It doesn't include homeschool students.

6. In what mode(s) has your child participated in the after school program this year?
(select all that apply)



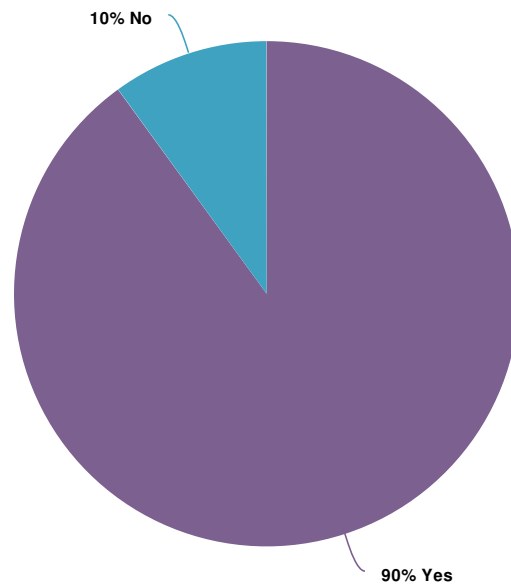
Value	Percent	Responses
In-person	27.3%	3
Hybrid of in person and remote learning	36.4%	4
Remote learning (this includes distance learning, virtual instruction, hard-copy packets sent home to students, packets shared via email, and/or other forms of instruction taking place at home)	72.7%	8

Item 7 & 8 only asked if student participated in hybrid or remote learning.

7. Please share your perspectives on remote learning by indicating your level of agreement with the following statements.

	Strongly Agree	Agree	Disagree	Strongly Disagree	N/A	Responses
I have a good idea of how well my child is doing in the program. Count Row %	7 70.0%	3 30.0%	0 0.0%	0 0.0%	0 0.0%	10
I know what my child is doing in the program. Count Row %	6 60.0%	4 40.0%	0 0.0%	0 0.0%	0 0.0%	10
I have been supported by my child's teacher/adult in the program in implementing remote learning at home. Count Row %	7 70.0%	2 20.0%	0 0.0%	0 0.0%	1 10.0%	10
My child had reliable access to a device they need to communicate and complete online activities (e.g., laptop, tablet). Count Row %	7 70.0%	2 20.0%	0 0.0%	0 0.0%	1 10.0%	10
Totals Total Responses						10

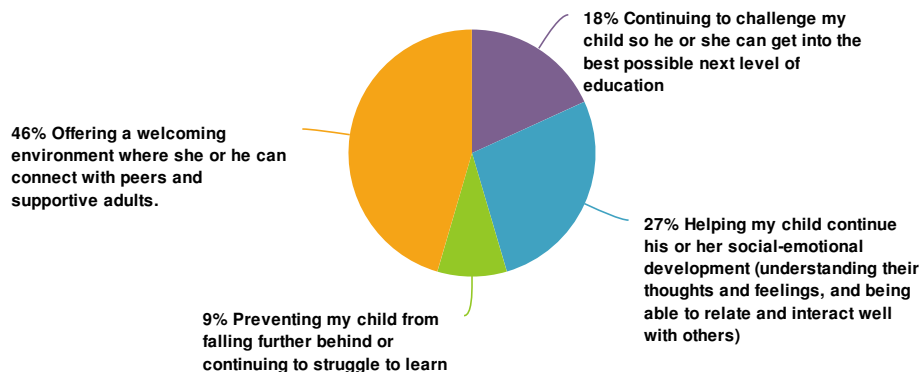
8. In the future, would you still like your child to have access to remote learning opportunities?



Value	Percent	Responses
Yes	90.0%	9
No	10.0%	1

Totals: 10

9. Based on your child's current needs, what should be the main goal of the activities provided at the after school program in the upcoming year?



Value	Percent	Responses
Continuing to challenge my child so he or she can get into the best possible next level of education	18.2%	2
Helping my child continue his or her social-emotional development (understanding their thoughts and feelings, and being able to relate and interact well with others)	27.3%	3
Preventing my child from falling further behind or continuing to struggle to learn	9.1%	1
Offering a welcoming environment where she or he can connect with peers and supportive adults.	45.5%	5

Totals: 11

10. How satisfied are you with the following aspects of the after school program YOUR CHILD has experienced?

	Very dissatisfied	Dissatisfied	Satisfied	Very satisfied	Not applicable	Unknown	Responses
The amount of "work" provided.	0	0	1	8	2	0	11
Count	0.0%	0.0%	9.1%	72.7%	18.2%	0.0%	
Row %							
The form or manner in which activities were offered	0	1	1	9	0	0	11
Count	0.0%	9.1%	9.1%	81.8%	0.0%	0.0%	
Row %							

	Very dissatisfied	Dissatisfied	Satisfied	Very satisfied	Not applicable	Unknown	Responses
The academic support/activities provided Count Row %	0 0.0%	0 0.0%	1 9.1%	8 72.7%	2 18.2%	0 0.0%	11
The social emotional support/activities provided Count Row %	0 0.0%	0 0.0%	1 9.1%	9 81.8%	0 0.0%	1 9.1%	11
The amount of opportunities to socialize with peers/friends Count Row %	0 0.0%	1 9.1%	2 18.2%	8 72.7%	0 0.0%	0 0.0%	11
The interactions with adult staff Count Row %	0 0.0%	0 0.0%	0 0.0%	10 90.9%	1 9.1%	0 0.0%	11
The remote online activities (e.g., links to activities/games, pre-recorded videos) done outside of a live virtual setting with adult staff Count Row %	0 0.0%	0 0.0%	0 0.0%	9 81.8%	2 18.2%	0 0.0%	11
The real-time (live) online activities Count Row %	0 0.0%	0 0.0%	0 0.0%	9 81.8%	2 18.2%	0 0.0%	11
Activity kits with materials to do at home Count Row %	0 0.0%	0 0.0%	0 0.0%	10 90.9%	1 9.1%	0 0.0%	11
Totals Total Responses							11

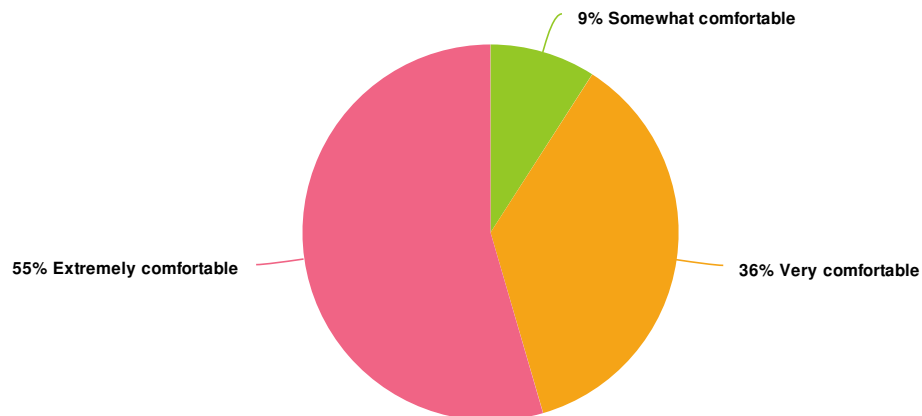
11. How satisfied are you with the following aspects of the after school program YOU experienced?




	Very dissatisfied	Dissatisfied	Satisfied	Very satisfied	Not applicable	Unknown	Responses
Amount of communication received from the after school program staff Count Row %	0 0.0%	0 0.0%	1 9.1%	10 90.9%	0 0.0%	0 0.0%	11
Opportunities given to me to provide feedback on activities and program Count Row %	0 0.0%	0 0.0%	1 9.1%	10 90.9%	0 0.0%	0 0.0%	11
Staff check-ins to discuss my and/or child's needs Count Row %	0 0.0%	0 0.0%	3 27.3%	7 63.6%	1 9.1%	0 0.0%	11
Information shared on resources available in the community Count Row %	0 0.0%	0 0.0%	3 27.3%	8 72.7%	0 0.0%	0 0.0%	11
Family programming/activities that we participated in Count Row %	0 0.0%	0 0.0%	1 9.1%	9 81.8%	1 9.1%	0 0.0%	11
Food kits/activities that we completed at home Count Row %	0 0.0%	0 0.0%	0 0.0%	10 90.9%	1 9.1%	0 0.0%	11
Totals Total Responses							11

12. How much do you disagree or agree with each of the following?

	Strongly disagree	Disagree	Agree	Strongly Agree	Responses
Overall, I am satisfied with my interactions with program staff. Count Row %	0 0.0%	0 0.0%	1 9.1%	10 90.9%	11
I am satisfied with the amount of communication I receive from the program staff. Count Row %	0 0.0%	0 0.0%	1 9.1%	10 90.9%	11
I have opportunities to provide feedback and input on the afterschool program. Count Row %	0 0.0%	0 0.0%	2 18.2%	9 81.8%	11
My child has benefitted from the afterschool program. Count Row %	0 0.0%	0 0.0%	2 18.2%	9 81.8%	11
I am satisfied with the program/center. Count Row %	0 0.0%	1 9.1%	1 9.1%	9 81.8%	11
Totals Total Responses					11

13. How comfortable or uncomfortable do/did you feel about your child returning to the program in person full time (assume the after school program is adhering to federal and local health department guidelines to safely reopen)?



Value		Percent	Responses
Somewhat comfortable		9.1%	1
Very comfortable		36.4%	4
Extremely comfortable		54.5%	6
			Totals: 11

14. What can after school program staff and administrators do to better support your child now?

Count	Response
1	.
1	Including homeschool children in the in person activities.
1	N/A They all are wonderful!
1	Nothing
1	The staff is amazing and has done everything possible to continue through remote learning & hybrid. I do not think anything needs to change or be done better.

15. What has the after school program done well during this school year?

Count	Response
1	Adapting
1	Dexter was falling behind in Science and they helped to get him caught up not only with that class but all classes
1	Opportunities for full family participation
1	Provided a safe place where my child can grow academically and socially with caring adults.
1	Staff stayed positive and engaged with students regardless of limitations due to pandemic-they used their resources well.
1	The support students recieved who needed help accessing an online school environment.
1	They have been a huge help to keep my daughter caught up and help with any trouble she has with her school work. They are great at communicating with me and keep me updated.
1	They have been informed and supportive to all families during this such weird and crazy year we all have had.
1	They have kept programs going. They provided support for families who needed a place for their child to go while the parents went to work when school was closed due to the pandemic.
1	Virtual classes for cooking were awesome

16. What has the after school program done not so well and that you would like to see improved?

Count	Response
1	Adding more in person opportunities for all children in public or homeschooling
1	N/A
1	No complaints on anything for me.
1	Notifications for up coming activities, via email on record

17. Has the afterschool program had a positive influence on your student in the following areas?

	Strongly disagree	Disagree	Agree	Strongly agree	Don't know	Responses
Academic performance						
Count	0	0	2	7	2	11
Row %	0.0%	0.0%	18.2%	63.6%	18.2%	
Behavior						
Count	0	0	6	5	0	11
Row %	0.0%	0.0%	54.5%	45.5%	0.0%	
Interactions with other students/peers						
Count	0	0	3	8	0	11
Row %	0.0%	0.0%	27.3%	72.7%	0.0%	
Physical/health related behaviors						
Count	0	0	2	7	2	11
Row %	0.0%	0.0%	18.2%	63.6%	18.2%	
Totals						
Total Responses						11

Item below only asked for parents of high school students.

18. The afterschool program has had a positive influence on my high school student's preparation for college and career.

No data to display

19. In your opinion, what has been the most positive result of your child's participation in the after school program this year?

Count	Response
1	He has been able to interact with his peers despite the pandemic
1	Interaction and help with classes
1	My child stayed active and focused on academic and nonacademic tasks during non-school hours instead of sitting around doing nothing.
1	Seeing my child growth and having her grow friendships with her peers.
1	She was given great support and help with the transition to online learning. Giving her confidence.
1	She's more confident cooking in the kitchen
1	Socializing outside of home/school.
1	Trust with staff and confidence building

20. Are there any other comments you would like to share with respect to the after school program?

Count	Response
1	Curry Public Library after school program is overall a great asset to our community.
1	Karlie is amazing!!!
1	No.
1	Thank you for being a caring, involved and supportive staff!
1	Thank you!
1	The staff are very caring and flexible.